

KIILTO
PRO

HAND HYGIENE GUIDE

FOR RESTAURANTS

1

2

3



Erisan Soap, Care Dose Soap,
Erisan Dose Soap

Kiilto Dose™



Erisan Etasept, Erisan Käsihuuhde, Erisan
Käsidesi, Erisan Dose Antiseptic

Kiilto Dose™



Erisan Hydra Cream

Hand hygiene guide

1

WASH

Wash your hands with liquid soap when you **come to work** and **before cooking**. In addition, hand washing should be performed whenever hands are **visibly dirty** and **after using toilet**. Dry the washed hands thoroughly with a disposable paper towel, close the faucet with paper.

Avoid extra contact with the nose and face. In addition, always wash your hands after **blowing your nose, coughing, or sneezing**. When coughing, remember to cough on the sleeve and use only disposable tissues.



Erisan Soap

Unscented liquid soap



6 x 500 ml, product code: 63002
GTIN: 6438160630029
6 x 1 l dp, tuotekoodi: 80384
GTIN: 6417964803846



Care Dose Soap

Fresh-scented liquid soap



12 x 400 ml, product code: 8024,
GTIN: 6417964080247



Erisan Dose Soap

Unscented liquid soap for sensitive skin



12 x 400 ml, product code: 8025,
GTIN: 6417964080254

1. Dose the washing liquid onto wet hands. Rub your fingertips against the palm of the other hand.
2. Rub your palms together.
3. Clean between the fingers.
4. Rub the back of each hand and between the fingers.
5. Rub your thumb using the other hand. Remember to do the same for both thumbs.
6. Rub the tips of your fingers on the palm of your other hand.

Rinse your hands with water. Dry your hands completely with a disposable towel and use it to turn off the tap.



Dispenser wall racket
metallic wall rack for 1 l
dispenser packages
long handle: 48001




**Kiilto Dose™
dosing unit**
wall-mounted
white: 8035
black: 8042

for restaurants

DISINFECT


2

Disinfect hands **after washing**. The disinfectant hand rub is dispensed in 2-3 presses to dry hands. Thoroughly rub your fingertips, palms and areas between the fingers and thumbs. Rub the rinse into the hands until completely dry.



Erisan Etasept
Hand Disinfectant

6 x 500 ml, product code: 63026, GTIN: 6417964630268
6 x 1 l dp, product code: 80738, GTIN: 6417964807387




Erisan Käsihuuhde
Hand Disinfectant

6 x 500 ml, product code: 8251, GTIN: 6438160082514
6 x 1 l dp, product code: 8250, GTIN: 6438160082507



Erisan Käsideksi
Hand Disinfectant

6 x 500 ml, product code: 8060, GTIN: 6417964080605
6 x 1 l dp, product code: 80724, GTIN: 6417964807240



Erisan Dose Antiseptic
Hand Disinfectant

12 x 400 ml, product code: 8033, GTIN: 6417964080339

1. Apply 2-3 presses of disinfectant hand rub to dry hands. Rub fingertips against the palm of the other hand.
2. Rub your palms together.
3. Rub between the fingers.
4. Rub the back of each hand and between the fingers.
5. Rub your thumb using the other hand. Remember to do the same for both thumbs.
6. Rub the tips of your fingers on the palm of your other hand. Rub the disinfectant into your hands until they are dry.



Dispenser wall racket
metallic wall rack for 1 l dispenser packages
long handle: 48001




Kiilto Dose™ dosing unit
wall-mounted
white: 8035
black: 8042

Kiilto Dose™ floor stand
The stand includes one black Dose™ dispenser pre-installed.
black steel: 8043

CARE

3

Regular moisturizing of the skin keeps the skin elastic and the lipid layer of the skin protective. **After washing your hands, hands should be moisturized**, especially if hands need to be washed frequently or if your skin is already dry.



Erisan Hydra Cream
Unscented moisturising cream

10 x 150 ml, product code: 8310, GTIN: 6417964083101
6 x 500 ml, product code: 8311, GTIN: 6417964083118

Apply the moisturiser to the hands and massage thoroughly until the moisturiser is fully absorbed.

WASH & DISINFECT

your hands right

1

Spread the washing liquid onto wet hands/
Spread 3-5 ml hand rinse onto dry hands
Rub fingertips against the palm of the other
hand.



2

Rub palms against each other.



3

Massage between the fingers.



4

Massage fingers also on the back of each
hand.



5

Rub both thumbs separately.



6

Rub fingers hooked against each other.



Wash hands carefully under the running water, rinse hands and
dry with a paper towel. Using paper, turn the water off.

Rub the hand rinse carefully onto hands until they are dry.