

**KiilTO  
PRO**

**1**  
**BASICS**

**2**  
**DISINFECTION**

**3**  
**HANDS**



Kiilto Vieno, Kiilto Rosita

Easydes Spray, Easydes, Kiilto Desichlor

Erisan Soap, Erisan Etasept,  
Erisan Hydra Cream

Kiilto Dose™  
Care Dose Soap, Erisan Dose Antiseptic

# Hygiene at gyms and sports facilities

## 1 BASICS & DISINFECTION 2

### CONTACT SURFACES + EQUIPMENT



#### Easydes Spray

ready-to-use

6 x 750 ml, product code: 8183,  
GTIN: 6417964081831

Moisten the towel with the detergent and wipe the surfaces clean.



**Prima short-term microfiber cloth, blue** 47110



#### Easydes

3 x 5 l, product code: 8083,  
GTIN: 6417964080834

#### One System Basic

4 x 120 pcs, product code: 8288,  
GTIN: 4260241964004

1,2-1,5 l Easydes -> 1 One System Basic towel package

Wipe all the contact surfaces of the machines after use.

One System Basic -towel package is moistened with Easydes disinfectant and is ready-to-use.



**Prima disposable protective glove**

S: 177407, M: 177408, L: 177409,  
XL: 177410

### FLOOR AND OTHER SURFACES




#### Kiilto Vieno

3-5 ml / 1 l water

6 x 1 l, product code: T7504.001  
GTIN: 6417964750416



Moisten the microfibre mop or the all-round mop with detergent and wipe the surface clean. Alternatively, clean the floor with the scrubber dryer



**Click'M C frame, handle and allround mop**

3302015 + 3311140 + 3391612

**Prima short-term microfiber cloth, blue** 47110

**IPC CT 5 B 28 scrubber dryer**  
ILPTB01737

### HAND WASH BASIN AND TOILET FACILITIES (furniture, contact, flat and floor surfaces)



#### Kiilto Rosita

5 ml / 1 l water

6 x 1 l, product code: T7084.001,  
GTIN: 6417964708417



Moisten the towel with the detergent and wipe the surfaces clean.

FURNITURE: Moisten the inner surfaces of the fixtures with a detergent solution. Brush the surfaces clean, using the red brush for the handbasin and the toilet brush for the toilet bowl. Wipe the surfaces of the handbasin and toilet bowl with a towel dampened with detergent, working from the cleanest to the dirtiest areas.

GOLV: Moisten the towel with the detergent and wipe the surfaces clean.



**Prima short-term microfiber cloth, red**

47109

**Prima dish brush, red, 47511**

**Click'M C frame, handle and allround mop**  
3302015 + 3311140 + 3391612



#### Kiilto Desichlor

1000 ppm 50 ml /  
950 ml cold water

6 x 1 l, product code: 41121,  
GTIN: 6417964411218



Disinfect the surfaces by moistening a clean towel and wiping them again.

MÖBLER: Disinfect the inside surfaces of the fixtures with Kiilto Desichlor solution and wipe the outside surfaces again with a clean dampened cloth..

















**Prima short-term microfiber cloth, red** 47109

**Prima dish brush, red, 47511**

**Prima toilet brush**  
47900

# Port facilities Instructions

## 3 HANDS

HAND WASH			
	<p><b>Erisan Soap</b></p> <p>Unscented liquid soap</p> <p>6 x 500 ml, product code: 63002 GTIN: 6438160630029</p>	  	<p>Wash the hands thoroughly with soap and water when entering and leaving the gym.</p>
	<p><b>Care Dose Soap</b></p> <p>Liquid soap with a mild fragrance</p> <p>12 x 400 ml, product code: 8024 GTIN: 6417964081831</p>		
<b>HAND DISINFECTION</b>			
	<p><b>Erisan Etasept</b></p> <p>Antiseptic hand rub</p> <p>6 x 500 ml, product code: 63026 GTIN: 6417964630268</p>	 	<p>Thoroughly rub your fingertips, palms and areas between the fingers and thumbs. Rub the rinse into the hands until completely dry.</p>
	<p><b>Erisan Dose Antiseptic</b></p> <p>Antiseptic hand rub</p> <p>12 x 400 ml, product code: 8033 GTIN: 6417964080339</p>	 	
<b>HAND CARE</b>			
	<p><b>Erisan Hydra Cream</b></p> <p>Unscented moisturising cream for all skin types</p> <p>6 x 500 ml, product code: 8311 GTIN: 6417964083118</p>		<p>Take care of your skin and remember to use moisturising cream on a regular basis.</p>



# WASH & DISINFECT

## your hands right

1

Spread the washing liquid onto wet hands/  
Spread 3-5 ml hand rinse onto dry hands  
Rub fingertips against the palm of the other  
hand.



2

Rub palms against each other.



3

Massage between the fingers.



4

Massage fingers also on the back of each  
hand.



5

Rub both thumbs separately.



6

Rub fingers hooked against each other.



Wash hands carefully under the running water,  
rinse hands and dry with a paper towel. Using pa-  
per, turn the water off.

Rub the hand rinse carefully onto hands until they  
are dry.

**WASH YOUR HANDS CAREFULLY WITH SOAP AND WATER WHEN COMING TO THE GYM AND BEFORE GOING HOME.**

**USE HAND DISINFECTANT ALWAYS WHEN CHANGING FROM ONE EQUIPMENT TO ANOTHER.**